




MISCELLANEOUS PARTS

Part Number	Description	
<p>PCLP-1 PCLP-1 E PCLP-1 W/PROJ.</p>	<p><u>PRESSURE CLAMP ASSY</u> (WOOD STUD)</p> <p>with PROJECTIONS ("A" 16 GA, "B" 18 GA.)</p>	
<p>PCLP-2 PCLP-2 W/PROJ</p>	<p><u>PRESSURE CLAMP ASSY</u> (WASHER HEAD SCREW SELF LOCATES & FILLS IN FRAME HOLE)</p> <p>with PROJECTIONS</p> <p>("A" 16 GA E.Z., "B" 18 GA.)</p>	
<p>PCLP-3 PCLP-3 E PCLP-3 W/PROJ PCLP-3 W/PROJ E</p>	<p><u>PRESSURE CLAMP ASSY</u> (STEEL STUD)</p> <p>"A" CRS, "B" EZ "A" EZ, "B" EZ "A" CRS with PROJ, "B" EZ "A" EZ with PROJ, "B" EZ</p> <p>(16 GA)</p>	
<p>PCLP - NS PCLP-NS W/PROJ</p>	<p><u>PRESSURE CLAMP ASSY</u> FITS NARROW STOP FRAMES (WASHER HEAD SCREW SELF LOCATES & FILLS IN FRAME HOLE)</p> <p>with WELD PROJECTIONS</p> <p>(14 GA)</p>	